

## DATACENTER SERVER CABINET, DCS-SERIES



### DESCRIPTION

Datacom DCS series are modular Cabinet system which can be configured to build according to the need and application. DCS series is primarily catering Data centre Server, Storage, Networking need and it can easily be customized. The frame can be made either in Steel or in Aluminium & the static load capacity rating can reach up to 1500 kg, DATACOM DCS Cabinet is a cleverly designed space-saving rack that offers ample space for a wide range of equipment for mounting.

The DATACOM DCS supports a wide variety of equipment, including servers, storage, switches, routers, PDUs, UPSs, console port servers and KVM switches. This rack gives you the flexibility you need with easy installation.

DCS Cabinet size range from 42U to 48U with different combination of width and depth. The front door is single-hinged and perforated. It features split perforated rear doors that open in the middle to minimize door swing footprint. This cabinet has two solid side panels. It includes casters, and two sets of cage nut equipment mounting rails.

### APPLICATION

- Datacenter Applications
- Server/Storage Applications
- Security system Applications
- Co Location in Datacenter
- Multi tenent Datacenter

### STANDARDS COMPLIANCE

- ANSI/EIA RS- 310-D, IEC 297-2
- DIN 41491 PART 1, DIN 41497 PART 7
- GB/T3047.2-92, EIA 310E
- ROHS & REACH

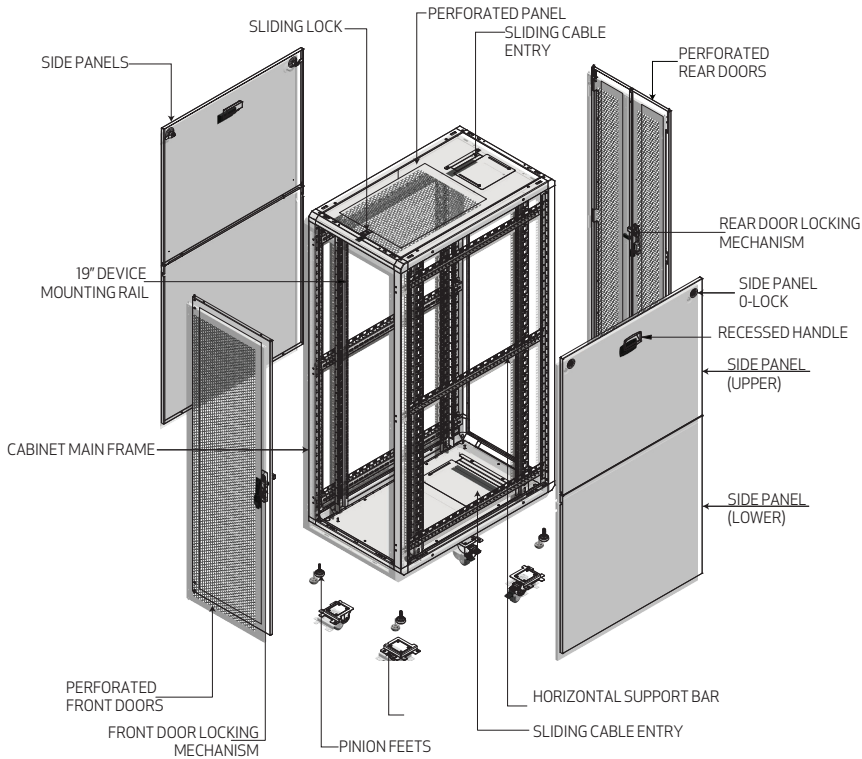
### FEATURES

- 69 % perforated Doors.
- Vertically Split double wing doors.
- Loading Capacity up to 1500 Kg.
- Maximum Passive Ventilation.
- Handle locks are located on the doors.
- Standard rear doors with spring hinges enables ease of use.
- 2 Vertical Cable Managers.
- Color Options.

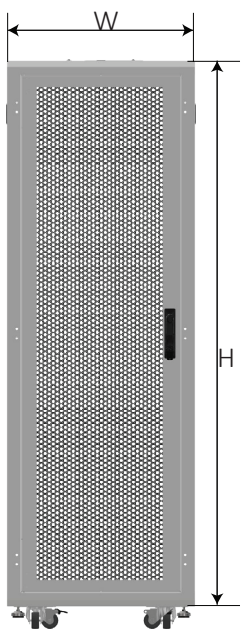
RAL7035 RAL9005

# DATACENTER SERVER CABINET, DCS-SERIES


## TECHNICAL DETAILS



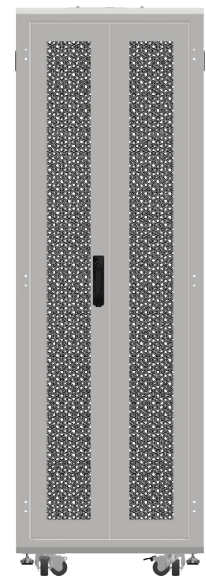
PART NUMBER	WIDTH	HEIGHT	DEPTH
DC-DCS42U61.01	600mm	2017mm	1000mm
DC-DCS46U61.01	600mm	2195mm	1000mm
DC-DCS42U612.XX	600mm	2017mm	1200mm
DC-DCS46U612.XX	600mm	2195mm	1200mm
DC-DCS48U612.XX	600mm	2283mm	1200mm
DC-DCS42U81.01	800mm	2017mm	1000mm
DC-DCS46U81.01	800mm	2195mm	1000mm
DC-DCS42U812.XX	800mm	2017mm	1200mm
DC-DCS46U812.XX	800mm	2195mm	1200mm
DC-DCS48U812.XX	800mm	2283mm	1200mm



FRONT VIEW



SIDE VIEW



REAR VIEW

# DATACENTER SERVER CABINET, DCS-SERIES

## CONSTRUCTION

Degree of Protection	IP 20
Loading Capacity	Up to 1500KG
Available Sizes	42U , 46U , 48U
Width	600mm , 800mm
Depth	1000mm , 1200mm
Colors	RAL7035 (Light Grey) , RAL9005 (Black)

## ORDERING INFORMATION

Description	Part No.
<p><b>DATACOM DCS Series 42U 600mm(W)X1000mm(D), Single hinge perforated front door, Dual Split perforated rear door, 2 Nos horizontally split solid Side panels with lock, Easy to adjust 19"equipment profile, Top cover with sliding cable entry + 2 brushed cable entry, with heavy duty Casters &amp; level feet Powder coated RAL 7035 / RAL 9005 color.</b></p>	<b>DC-DCS42U61.01</b>
<p><b>DATACOM DCS Series 46U 600mm(W)X1000mm(D), Single hinge perforated front door, Dual Split perforated rear door, 2 Nos horizontally split solid Side panels with lock, Easy to adjust 19"equipment profile, Top cover with sliding cable entry + 2 brushed cable entry, with heavy duty Casters &amp; level feet Powder coated RAL 7035 / RAL 9005 color.</b></p>	<b>DC-DCS46U61.01</b>
<p><b>DATACOM DCS Series 42U 600mm(W)X1200mm(D), Single hinge perforated front door, Dual Split perforated rear door, 2 Nos horizontally split solid Side panels with lock, Easy to adjust 19"equipment profile, Top cover with sliding cable entry + 2 brushed cable entry, with heavy duty Casters &amp; level feet Powder coated RAL 7035 / RAL 9005 color.</b></p>	<b>DC-DCS42U612.XX</b>
<p><b>DATACOM DCS Series 46U 600mm(W)X1200mm(D), Single hinge perforated front door, Dual Split perforated rear door, 2 Nos horizontally split solid Side panels with lock, Easy to adjust 19"equipment profile, Top cover with sliding cable entry + 2 brushed cable entry, with heavy duty Casters &amp; level feet Powder coated RAL 7035 / RAL 9005 color.</b></p>	<b>DC-DCS46U612.XX</b>
<p><b>DATACOM DCS Series 48U 600mm(W)X1200mm(D), Single hinge perforated front door, Dual Split perforated rear door, 2 Nos horizontally split solid Side panels with lock, Easy to adjust 19"equipment profile, Top cover with sliding cable entry + 2 brushed cable entry, with heavy duty Casters &amp; level feet Powder coated RAL 7035 / RAL 9005 color.</b></p>	<b>DC-DCS48U612.XX</b>
<p><b>DATACOM DCS Series 42U 800mm(W)X1000mm(D), Single hinge perforated front door, Dual Split perforated rear door, 2 Nos horizontally split solid Side panels with lock, Easy to adjust 19"equipment profile, Top cover with sliding cable entry + 2 brushed cable entry, with heavy duty Casters &amp; level feet Powder coated RAL 7035 / RAL 9005 color.</b></p>	<b>DC-DCS42U81.01</b>

# DATACENTER SERVER CABINET, DCS-SERIES

## ORDERING INFORMATION

Description	Part No.
<b>DATACOM DCS Series 46U 800mm(W)X1000mm(D), Single hinge perforated front door, Dual Split perforated rear door, 2 Nos horizontal split solid Side panels with lock, Easy to adjust 19"equipment profile, Top cover with sliding cable entry + 2 brushed cable entry, with heavy duty Casters &amp; level feet Powder coated RAL 7035 / RAL 9005 color.</b>	<b>DC-DCS46U81.01</b>
<b>DATACOM DCS Series 42U 800mm(W)X1200mm(D), Single hinge perforated front door, Dual Split perforated rear door, 2 Nos horizontal split solid Side panels with lock, Easy to adjust 19"equipment profile, Top cover with sliding cable entry + 2 brushed cable entry, with heavy duty Casters &amp; level feet Powder coated RAL 7035 / RAL 9005 color.</b>	<b>DC-DCS42U812.XX</b>
<b>DATACOM DCS Series 46U 800mm(W)X1200mm(D), Single hinge perforated front door, Dual Split perforated rear door, 2 Nos horizontal split solid Side panels with lock, Easy to adjust 19"equipment profile, Top cover with sliding cable entry + 2 brushed cable entry, with heavy duty Casters &amp; level feet Powder coated RAL 7035 / RAL 9005 color.</b>	<b>DC-DCS46U812.XX</b>
<b>DATACOM DCS Series 48U 800mm(W)X1200mm(D), Single hinge perforated front door, Dual Split perforated rear door, 2 Nos horizontal split solid Side panels with lock, Easy to adjust 19"equipment profile, Top cover with sliding cable entry + 2 brushed cable entry, with heavy duty Casters &amp; level feet Powder coated RAL 7035 / RAL 9005 color.</b>	<b>DC-DCS48U812.XX</b>